

Excellence

HETEROGENEOUS VINYL

A full spectrum
of inspiration

CONTENTS

- CREATE DISTINCT SPACES FROM FLOORS TO WALL 3
-
- COMPLETE DEDICATION TO WELL-BEING 5
-
- TOTAL DESIGN FREEDOM 7
-
- A CONCENTRATION OF TECHNOLOGY 8
-
- ENGINEERED FOR DURABLE RESISTANCE 9
-
- A FULL SOLUTION FOR ALL SPACES 11
-
- LOOSE LAY SOLUTION FOR RENOVATION: ACCZENT UNIK 13
-
- WHATEVER YOUR NEED, WE HAVE IT COVERED 15
-
- INSTALLING FLOORING TO ENSURE LONG LIFE 16
-
- A METHODOICAL APPROACH TO CLEANING 17
-
- FULL SOLUTION OPTIONS 18
-
- EXCELLENCE TENDER SPECIFICATIONS 22
-



PROTECTWALL
UNI - MEDIUM GREY 044
UNI - DARK GREY 041

EXCELLENCE
ORIGAMI NUMBERS - DARK GREY 181
UNI - BLACK 939

CREATE DISTINCT SPACES FROM FLOORS TO WALL

Multiply your creative possibilities when designing spaces that generate energy and well-being while ensuring resistance and durability. Tarkett's premium range of heterogeneous vinyl floor, wall and stair covering collections offers a complete solution.

combine with the Stairs and ProtectWALL collections to create bespoke ambiances from floor to wall in segments such as education, healthcare, aged care, stores and shops, hospitality or offices.

The heterogeneous collection of floors offers the largest colour and design range on the market. Mix and match among the attractive and innovative hues and patterns and

And thanks to the Excellence collection's proven technical performance, floors are long-lasting and deliver environmentally sound quality and design.

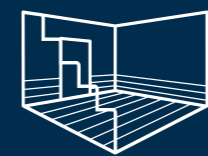
DESIGN



250+
flooring
options



MATTE
finish



Full Floor,
Wall & Stairs
coordination

PERFORMANCE



**Excellent indentation
to acoustic ratio**

Tapiflex Excellence (Acoustic)
0.08 mm / **19** dB*

Acczent Excellence (Compact)
0.01 mm / **3** dB*

New Compact Acoustic Option
(Acczent Platinum)**
0.03 mm / **9** dB*



Traffic resistance
0.80 mm
wearlayer on all sheet products

*Resistance to indentation / sound impact reduction
**Please refer to page 15 of the brochure for conditions



PROTECTWALL
 UNI - BRIGHT ICE BLUE 048
 UNI - DARK GREY 041
 TRANSITION - BLUE GREEN
 066

EXCELLENCE
 CUBIC - BRIGHT ICE BLUE 135
 UNI - DARK GREY 916

COMPLETE DEDICATION TO WELL-BEING

A pillar of Tarkett's sustainability strategy has always been designing and making products that contribute to the health and well-being of occupants.

In 2014, the company therefore decided to take the radical step of eliminating phthalates from its vinyl flooring production in Europe. We replaced it with phthalate-free plasticizers that are approved for food containers and toys for young children.

Today, with the launch of our 100% phthalate-free Excellence collection, we are proactively meeting consumer concerns. For creating healthy spaces where people live, work, play and learn, Tarkett is your partner.

 phthalate-free
100%

Completely Better Air Quality

People spend 90% of their time indoors, so good air quality is crucial. There are no phthalates in the Excellence collection and very low levels of volatile organic compounds (VOCs).

VOCs **10** µg/m³
 over 100 times lower than the EU standard EN-ISO 16000

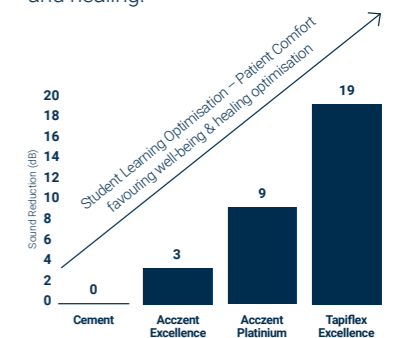
Completely Comfortable Walking

Tarkett turns its expertise in shock absorption, usually found in sports flooring, to building occupants. Children experience greater comfort while playing on the floor, and any unfortunate falls by the elderly are cushioned.



Complete Attention to In-Room Noise

Tarkett acoustic flooring dampens noise, creating a quieter environment that is conducive to both learning and healing.



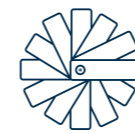


PROTECTWALL
 UNI - GREEN CELADON - 038
 CONCRETE - COOL GREY - 058
 BRUSHED METAL - SILVER
 054

EXCELLENCE
 FACET - WATER 115
 UNI - INTENSE WATER 936
 OAK TREE - GREY 202
 ALLOVER WOOD - WHITE 714

TOTAL DESIGN FREEDOM

Tarkett's Excellence collection provides a multitude of choices that meet current design trends and complement your requirements.



Total Inspiration

The largest selection of colours and designs on the market. Play with novel ideas.

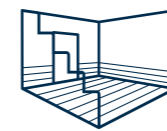


Total Wood Realism

Unique multicolour welding rods for all wood decor give the most realistic and seamless look when installed.

250+
flooring options

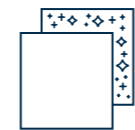
80%
new patterns



Total Harmonisation

Tarkett's Excellence range has been designed to harmonise with four new ranges:

ProtectWALL, Tapiflex Stairs, Accent & Tapiflex Platinum, and accessory collections



Total Matte Effect

A high matte finish softens light reflected off flooring for additional occupant comfort and a more realistic look.

100% matte finish

Uni-coloured welding rod



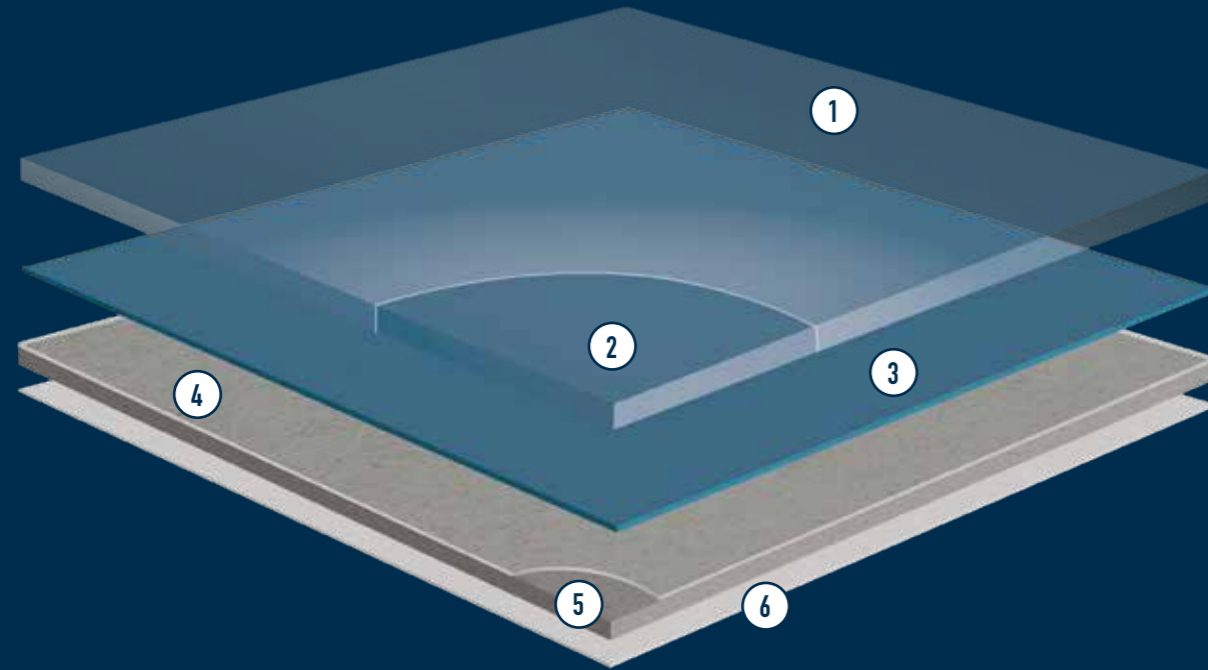
Multi-coloured welding rod



Space through Light and Harmony

Energising and stimulating, light plays a major role in any space. Three types of light, beneficial, natural and smart, inspired our Excellence collection. In any space, generate wellness and warmth, revitalise and infuse energy, and encourage interaction and connection. Play with a myriad of colours, patterns and textures to create unique spaces and enhance well-being.

A CONCENTRATION OF TECHNOLOGY



- ① PUR treatment, a photo-reticulated coating, is highly resistant to abrasion and scratches
- ② Pure PVC transparent wear layer – 0.80 mm on all profiles – for the best resistance to traffic and wear
- ③ High quality printed designs for a vast selection of colours and patterns
- ④ High density glass fibre non-woven reinforcement for high dimensional stability and resistance to furniture
- ⑤ Solid homogeneous calendered sheet made of recycled vinyl for resistance to indentation and tearing
- ⑥ The Tapiflex version has high-density closed-cell foam backing for sound reduction, higher rollability and underfoot comfort

ENGINEERED FOR DURABLE RESISTANCE

Our Excellence collection is built to withstand daily wear in all areas while also lowering the overall life-cycle cost and maintaining the floor's freshly installed appearance for longer.

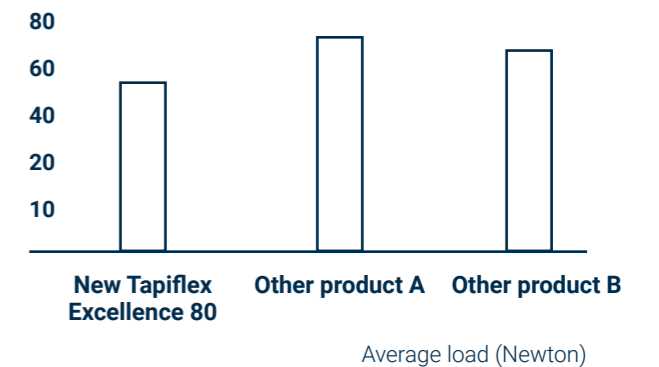
Durable Wear on All Products

Durable Rolling Capability

Less force is required and it is easier to push trolleys and medical beds*.

NEW!
0.80 mm
 on both **acoustic** (Tapiflex) & **compact** (Acczent) options
 In order to adapt to building-specific requirements.

*internal testing
29% improved rollability on compact & acoustic profiles
 (vs. former range)



NEW!
0.03 mm / 9 dB
Compact acoustic option (Acczent Platinum)
 For high traffic areas requiring medium acoustic performance, ask about our compact 1mm wear layer compact acoustic flooring.

Durable Resistance to Indentation

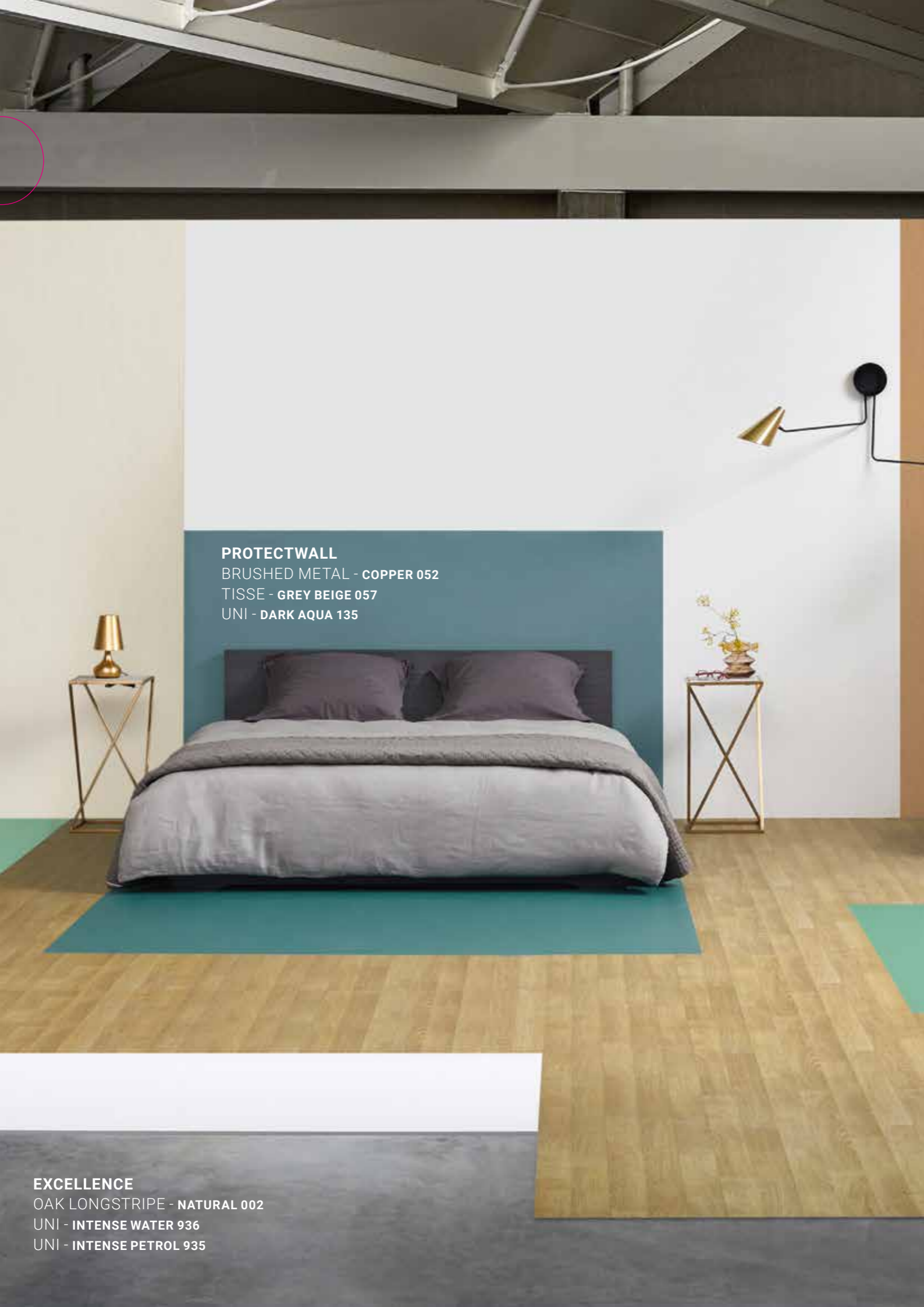
Minimal Maintenance

Each layer is coated onto the previous one, creating a fused product highly resistant to the wear and tear of daily life. The flooring is impervious to indentation and tearing.

Resisting stains in numerous environments, floors can be cleaned using a little water and neutral detergents to maintain cleanliness between mechanical buffings.

Tapiflex **0.08 mm** **Acczent** **0.01 mm**
 Resistance to indentation (best measured value)

Up to **25%** reduction in the cost of maintenance and cleaning*
 *Refer to Tarkett Life Cycle Cost (LCC) software



PROTECTWALL
 BRUSHED METAL - COPPER 052
 TISSE - GREY BEIGE 057
 UNI - DARK AQUA 135

EXCELLENCE
 OAK LONGSTRIPE - NATURAL 002
 UNI - INTENSE WATER 936
 UNI - INTENSE PETROL 935

A FULL SOLUTION FOR ALL SPACES

The Excellence collection has been designed to harmonise with ProtectWALL, Acczent & Tapiflex Platinum, Tapiflex Stairs and accessory ranges. We have taken this a step further; patterns that are identical across the range have been developed to help your architectural project benefit from a coordinated design across all areas. Install the full solution!

Wetroom Concept

For a watertight design solution
 (Floor: 89 colour options
 Wall: 77 colour options)

ProtectWALL

For maximum impact,
 stain & scratch resistance
 (50 colour options)

Tapiflex Stairs

For increased safety
 (22 colour options)

NEW Platinum

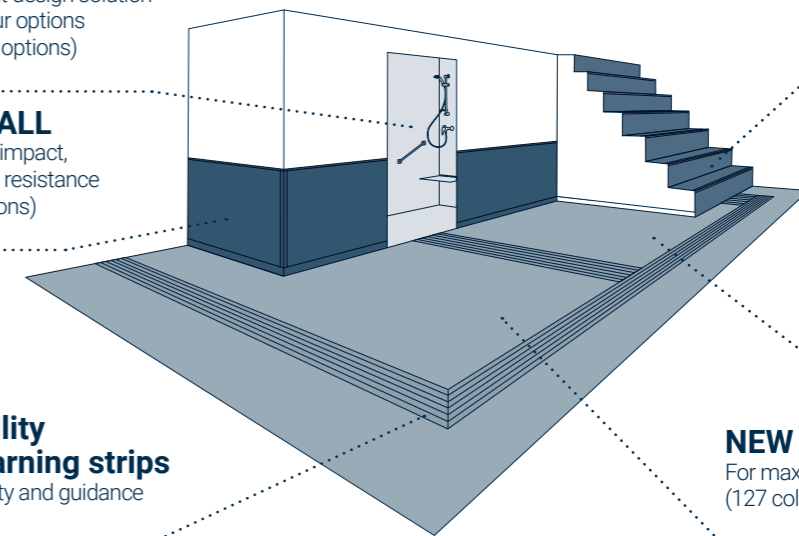
For the ideal heavy
 traffic solution
 (72 colour options)

Accessibility Tactile warning strips

To ensure safety and guidance


NEW Excellence

For maximum design possibilities
 (127 colour options)



Accessories for a perfect finish

Optimise building orientation, navigation and safety with our dedicated range of accessories.



WELDING RODS

Secure the junction between two rolls of flooring or wall and floor coverings. Unique multicolour welding rods for wood patterns.



PRE-FORMED SKIRTING

Pre-formed set-in skirting made of PVC flooring, reinforced with polymer on backside. Welded to the floor covering and glued to the wall. 60/80/100 x 100/200 x 2400mm. Available on request in all colours



SET-ON SKIRTING

KS 61: PVC semi-rigid skirting for decorative use.
 Article code: 1411 + colour code
 (please refer to reference list, page 19)



TRANSITION PROFILE

Used to join different floorings of the same or slightly different heights.
 Order code:
 Dark grey: 1452 000/Light grey: 1452 001/
 White: 1452 002

ALSO AVAILABLE

- Accessibility items: tactile guide strips, tiles, studs
- Expansion joints
- Tarkoprotect

Please also ask for more information from your Tarkett rep.

PROTECTWALL
JUNGLE - TONIC 068
TISSAGE - SOFT LIGHT GREEN 131

EXCELLENCE
TISSAGE - SOFT WATER 134
TISSAGE - SOFT LIGHT GREEN 131
OAK TREE - NATURAL 200


LOOSE LAY SOLUTION FOR RENOVATION: ACCZENT UNIK

Make the most of resources without compromising on quality during renovation work – and new builds – using Tarkett's Acczent Unik compact loose lay rolls. Installing quickly and easily, their durability has been proven through long years of resisting high traffic levels in buildings throughout Europe.

Installation Performance

Acczent Unik is easy to install and remove, saving time and money. Install directly on subfloors, and use the floor immediately after installation.

25 m² fully installed in 2 hours,
40% faster
than glue-down flooring



Extreme resistance to traffic

Resists to 75,000 cycles castor chair test,

25% over European Standard requirements



Resistance Performance

10 years

of resisting high traffic in areas like entrances and corridors are proof of Acczent Unik's capacity to withstand marks, abrasions and scratches, and indentation.



Design Performance

A widened range includes new, fresh and colourful options for Education and Offices, as well as wood and mineral tones ideal for Aged Care facilities. 100% matching with Acczent and Tapiflex glue-down flooring.

NEW! 15 colours

Extended colours available on demand

0.80 mm wear layer,
suitable for Class 34/43 buildings

Compatible with asbestos subfloors

No need to undertake the costly removal of asbestos tiles. Simply cover them up. Monitor easily throughout the flooring's life.

0.1 mm*
best-in-class resistance to indentation

* best measured value

Dedicated post-use recycling programme

To ensure participation in a circular economy model.

Individualised designs with Floorcraft service

For your projects requiring individually customised designs with logos, brand colours or other visual elements, Tarkett Floorcraft offers unique bespoke designs created by our **FLOORCRAFT design service using sonic cut**. Designs can be tailored to the aesthetic and commercial requirements and shape of any floor area. Floorcraft designs are assembled in the factory and delivered to the site. Detailed layout plans make it fast and simple to install.

For more information: professionals.tarkett.com/content/floorcraft-design-service



WHATEVER YOUR NEED, WE HAVE IT COVERED

From your specific needs based on building constraints, optimal budget management and design customisation to jobsite waste management, Tarkett accompanies you throughout your design and building process.

Product options

In addition to our standard, permanently available collection, we offer further options to meet specific requirements. All products can be produced with a selection of colours in the full Excellence range as a special arrangement. See conditions below.

PRODUCTS	MINIMUM ORDER QUANTITY	LEADTIME
Acczent Platinum (Compact acoustic 9 dB – 1 mm Wear Layer)	600 m ²	5 weeks
Acczent Unik Loose Lay	1,100 m ²	5 weeks
Tapiflex Tiles	1,100 m ²	5 weeks

Post-Installation Clean-up

Get flooring offcuts collected and recycled with Tarkett's comprehensive ReStart programme.

- Job site waste is reduced.
- Job site waste management is optimised.
- Guaranteed traceability of collected off-cuts.
- Sustainable development is integrated, anticipating European regulation requirements.



Reducing the Cost of Flooring during its Full Lifespan

Your project's global budget dedicated to flooring includes not only purchase and installation but must also cover cleaning and maintenance operations performed on the floor during its lifespan.

Tarkett's highly resistant surface treatment, TopClean XP – no polish and no wax for life – facilitates and shortens cleaning operations and lowers consumption of chemicals, water and electricity, generating significant savings and limiting environmental impact at the same time.

Your Tarkett contact is at your disposal to help you the complete a Life Cycle Cost estimate for your facility or project.

LCC Calculation

Purchase & installation	Cleaning & maintenance
8% of total flooring cost*	92% of total flooring cost*

*average

INSTALLING FLOORING TO ENSURE LONG LIFE

Tarkett has a wide variety of techniques and tips to ensure perfect installation and keep your flooring in good condition for years to come.

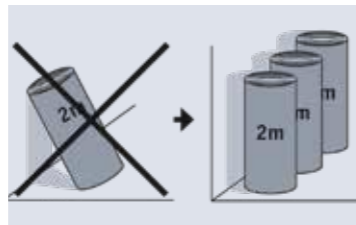
STEPS IN INSTALLING

1. Subfloor control



- The subfloor must be sound, hard, flat, clean and free from all types of marks, debris & residues, and not exposed to humidity.
- Absorbency must be checked and when needed, treated with a primer to have moderately absorbent subfloor.
- Refer to local standards for detailed rules and control methods.
- Stop underfloor heating for minimum 48h before installation and maintain the temperature in the room with an alternative heating source.

2. Before installation



- Store 2m large rolls vertically in storage area. Larger rolls should be stored horizontally.
- Let the flooring acclimatize at least 24h before laying and cut sheets should be relaxed another 24h, both at room temperature.
- Define your layout to ensure whenever possible that joins do not coincide with doorways and main traffic lanes.
- If the room is square, the sheets should run parallel to the incoming light. In long, narrow rooms the sheets can be installed along the length of the room.

3. Rolls installation



- Butt joint when edges are straight, if not, overlap the edges and trim the two sheets simultaneously (double cut method).
- Fold the first half of the sheets.
- Apply acrylic adhesive with a spatula (TKB A1 for compact, TKB A2 for acoustic) - refer to adhesive manufacturer's instruction for waiting time.
- Fold back the first half of the flooring into the adhesive and press.
- Repeat this operation on the other half
- Excess of material close to walls and obstacles can be trimmed/flushed (freehand cut).
- Use a heavy roller on the whole surface to ensure final bonding.

4. Hot welding



- Wait minimum 24h after installation.
- Hot weld with 4mm PVC welding rod: groove (2/3 of the compact layer) and weld at approx. 400°C with a hot speed nozzle.
- Trim the welding rod in 2 steps (immediately and after 5 minutes) with a Mozart knife.

5. After installation

- Clean working area from all adhesive marks, stains and dust.
- Prevent soiling by protecting the area.
- Open the area to normal traffic 48 hours after installation and move furnitures after 72 hours.

For more detailed explanations, or specific installation methods (cove forming, tiles installation, Acczent Unik loose-lay installation), please refer to full installation notice. Please contact your local representative for any questions. Tarkett accepts no liability for adhesives and levelling compounds used, including those recommended.

A METHODOICAL APPROACH TO CLEANING

Tarkett's PUR surface treatment facilitates cleaning and decreases the need for water and solvents, reducing environmental impact. Regular and attentive cleaning maintains flooring in between periodic deep-clean buffing sessions.

General Advice

- Clean the floorcovering regularly, as this is more cost-effective and hygienic than occasional heavy-duty cleaning.
- Black rubber wheels and rubber feet can discolour the floorcovering. All chair and table legs should have good quality floor protectors. Felt pads are not recommended in commercial interiors. Hard plastic is preferred.
- Install doormats at the entrance of the buildings to catch humidity, dirt, dust etc. They must be at least three strides long (approx. 1.5 m).
- Always follow manufacturers' recommendations (detergent, cleaning machine...).

SETTING IN TRAFFIC	ACTIONS	INSTRUCTIONS
	1. Removing dust and gravel	<ul style="list-style-type: none"> - Dry mopping. - Vacuum cleaning.
	2. Cleaning	<ul style="list-style-type: none"> - Mechanical cleaning with scrubbing machine - red pad, medium speed - and water vacuuming, or combined machine. - Use neutral detergent (pH 6/8) or alkaline detergent (pH 8/12) in case of heavy soiling. - If an alkaline detergent (pH 8/12) is used, the flooring should be rinsed with water and water vacuumed.
	3. Stain removal	<ul style="list-style-type: none"> - A detergent should be used to remove work-site stains (glue, paint...) according to the nature of the stain. - Do not use abrasive pads.
DAILY CLEANING	ACTIONS	INSTRUCTIONS
	1. Removing dust and gravel	<ul style="list-style-type: none"> - Dry mopping. - Vacuum cleaning.
	2. Cleaning (if and where it's necessary)	<ul style="list-style-type: none"> - With flat or micro fibre mop, impregnated or not. or - With a combined machine (red pad, medium speed). - Use neutral detergent (pH 6/8).
	3. Stain removal	<ul style="list-style-type: none"> - For stubborn stains on the floor, use an alkaline detergent (pH 9/10) dilution according manufacturer instruction, let it work during 1 minute and sweep with a white clean cloth.
PERIODICAL CLEANING	ACTIONS	INSTRUCTIONS
	1. Light soiling	<ul style="list-style-type: none"> - Machine cleaning: use a scrubbing machine fitted out with soft white brushes or red pads at medium speed - Use detergent neutral or alkaline (pH 7/9)
	2. Heavy soiling	<ul style="list-style-type: none"> - Apply a cleaning solution (pH 10-11, after dilution) to the flooring and allow to act for 5-10 min. - Machine cleaning: use a scrubbing machine fitted out with soft white brushes or red pads at medium speed. - Vacuum up the soiled water immediately. - Rinse with clean water and allow the floor to dry.
	3. Stain removal	<ul style="list-style-type: none"> - For stubborn stains on the floor, use an alkaline detergent (pH 9/10) dilution according manufacturer instruction, let it work during 1 minute and sweep with a white clean cloth.

EXCELLENCE TENDER SPECIFICATIONS

Tapiflex Excellence 80

The selected flooring similar to Tapiflex Excellence 80 belongs to the acoustic vinyl floors category under EN standard 649, available in 2m wide sheet with a Group T wear rating.

The product formulation does not contain phthalate-based plasticizer. It is built on a calendered backing layer made of recycled vinyl flooring material. It contains over 30% recycled material.

The product is built with a high density foam backing reinforced with glass fibre and a high quality printed design. The **wear layer of 0.80 mm** is reinforced with a UV photo-crosslinked polyurethane including particles of alumina TopClean XP™ treatment, which permanently suppresses any wax and regenerating polish spray maintenance operations.

It has an **acoustic performance of 19 dB and a static indentation resistance ≤ 0.10 mm.**

Its emission rate of volatile organic compounds in air is very low, measured after 28 days according to EN standard 16516. Close to zero emission (quantification limit), TVOC, TSVOC and formaldehyde emissions are below 10 µg/m³.

It is free of formaldehyde and is 100% REACH compliant.

It is 100% recyclable and installation off-cuts can be collected and recycled in new products through the Tarkett ReStart® programme.

Tapiflex Excellence comes with a 10 Year Warranty.

Acczent Excellence 80

The selected flooring similar to Acczent Excellence 80 belongs to the compact vinyl floors category under ISO standard 10582, available in 2m wide sheet with a Type I binder content.

The product formulation does not contain phthalate-based plasticizer. It is built on a calendered backing layer made of recycled vinyl flooring material. It contains over 30% recycled material.

The wear layer of 0.80 mm is reinforced with a UV photo-crosslinked polyurethane including particles of alumina TopClean XP™ treatment, which permanently suppresses any wax and regenerating polish spray maintenance operations. It has a static indentation resistance ≤ 0.03 mm.

Its emission rate of volatile organic compounds in air is very low, measured after 28 days according to EN standard 16516. Close to zero emission (quantification limit), TVOC, TSVOC and formaldehyde emissions are below 10 µg/m³.

It is free of formaldehyde and is 100% REACH compliant.

It is 100% recyclable and installation off-cuts can be collected and recycled in new products through the Tarkett ReStart® programme.

Acczent Excellence comes with a 10 Year Warranty.

More excellent reasons to choose Tarkett Excellence

- ✓ 100% Phthalate Free
- ✓ No formaldehyde
- ✓ 100% recyclable
- ✓ Test reports and certificates available upon request
- ✓ Optimal indoor air quality
- ✓ TVOC ≤ 10 µg/m³ after 28 days
- ✓ FloorScore® certified
- ✓ ISO 14001 certified production site
- ✓ REACH Compliant and CE Marking

SPECIFICATION DATA

The Excellence range, with its 127 decors offers one of the most highly creative heavy-traffic heterogeneous vinyl solutions on the market. The range is 100% phthalate free and the VOC in air emission rate is very low; less than 10 µg/m³. The range includes acoustic solutions (19dB) roll and tile formats and a compact and a loose-lay option, all with a 10 year product warranty.

TECHNICAL DATA	STANDARD	TAPIFLEX EXCELLENCE 80 (SHEET)	TAPIFLEX TILES 65	ACCZENT EXCELLENCE 80 (SHEET)	ACCZENT UNIK (SHEET) Loose Lay Offer
CLASSIFICATION					
Classification	EN 651	Heterogeneous Acoustic Vinyl	Heterogeneous Acoustic Vinyl	-	-
	EN ISO 10582	-	-	Heterogeneous Compact Vinyl	Heterogeneous Compact Vinyl
	EN ISO 10874	34	34	34-43	34-43
Wear group	EN 651	T	T	-	-
Wear layer binder content	EN ISO 10582	-	-	Type I	Type I
TECHNICAL CHARACTERISTICS					
Total thickness	EN ISO 24346	3.25 mm	3.45 mm	2.00 mm	2.10 mm
Total weight	EN ISO 23997	3250 g/m²	3407 g/m²	3100 g/m²	3140 g/m²
Wear layer thickness	EN ISO 24340	0.80 mm	0.65 mm	0.80 mm	0.80 mm
Form of delivery	EN ISO 24341 (rolls) ISO 24342 (tiles)	approx. 23 running metres x 200 cm	- 50 x 50 cm - 20 tiles/box = 5.00 m²	approx. 23 running metres x 200 cm	approx. 23 running metres x 200 cm
PERFORMANCES FOR CE MARKING REQUIREMENTS (EN 14041)					
Declaration of Performance	EN 14041	0120-0074-DoP-2017-12	0120-0060-DoP-2014-05	0120-0004-DoP-2013-04	0120-0044-DoP-2013-04
Reaction to fire	EN 13501-1	B _s -s1 glued over any A ₂ or A ₁ substrate (concrete) C _s -s1 glued over any derivate wood substrate	B _s -s1 glued over any A ₂ or A ₁ substrate (concrete) C _s -s1 glued over any derivate wood substrate	B _s -s1 glued over any A ₂ or A ₁ substrate (concrete) B _s -s1 glued over any derivate wood substrate	B _s -s1 glued over any A ₂ or A ₁ substrate (concrete) B _s -s1 glued over any derivate wood substrate
Electrostatic properties	EN 1815	≤ 2.0 kV	≤ 2.0 kV	≤ 2.0 kV	≤ 2.0 kV
Thermal resistance	EN ISO 10456	0.04 m² K/W	0.04 m² K/W	0.02 m² K/W	0.02 m² K/W
Slip resistance	EN 13893	≥ 0.3	≥ 0.3	≥ 0.3	≥ 0.3
TECHNICAL PERFORMANCES					
Residual indentation	EN ISO 24343-1	Required value: ≤ 0.20 mm Best measured value*: 0.08 mm Average measured value*: 0.10 mm	Required value: ≤ 0.20 mm Best measured value*: 0.10 mm Average measured value*: 0.12 mm	Required value: ≤ 0.10 mm Best measured value*: 0.01 mm Average measured value*: 0.03 mm	Required value: ≤ 0.10 mm Best measured value*: 0.01 mm Average measured value*: 0.03 mm
Impact sound reduction	NF EN ISO 717 / 2	ΔL _w = 19 dB	ΔL _w = 19 dB	ΔL _w = 3 dB	ΔL _w = 4 dB
Acoustical improvement	NF S31-074	L _{w,eq} < 65 dB - Class A	L _{w,eq} < 65 dB - Class A	L _{w,eq} < 85 dB - Class C	L _{w,eq} < 85 dB - Class C
Slip resistance ⁽¹⁾	DIN 51130	R9/R10 Woods**	R9	R9/R10 Woods**	R9/R10 Woods**
Furniture leg	EN 424	No damage	No damage	No damage	No damage
Castor chair	ISO 4918	No damage	No damage	No damage	No damage
Curl resultant to heat	EN ISO 23999	≤ 8 mm	≤ 2 mm	≤ 8 mm	≤ 8 mm
Light fastness	EN ISO 105-B02	≥ 6	≥ 6	≥ 6	≥ 6
Dimensional stability	EN ISO 23999	< 0.10%	< 0.10%	< 0.10%	< 0.10%
Chemical resistance	EN ISO 26987	Not affected	Not affected	Not affected	Not affected
Underfloor heating		Suitable	Suitable	Suitable	Suitable
ENVIRONMENTAL PERFORMANCES					
Total VOC emissions	ISO 16000-9	≤ 10 µg/m³ (after 28 days)	≤ 10 µg/m³ (after 28 days)	≤ 10 µg/m³ (after 28 days)	≤ 10 µg/m³ (after 28 days)
Formaldehyde	ISO 16000-3	< 10 µg/m³ (after 28 days)	< 10 µg/m³ (after 28 days)	< 10 µg/m³ (after 28 days)	< 10 µg/m³ (after 28 days)
COLOURS					
		127	12	127	15

The above information is subject to modification for the benefit of further improvement. (12/17).

CUSTOMS TARIFF : 4820 5000 00

Tarkett's instructions regarding installation, cleaning and maintenance should be observed. Please contact Tarkett at the address shown for these instructions.



*For information - not binding. **Long Modern Oak, Oak Tree, Scandinavian Oak.

⁽¹⁾Please note that slip resistance may be impacted by usage and cleaning operations.

⁽²⁾For Acczent Unik, please contact your sales representative.

According to the European Regulation N° 305/2011 for CE Marking, the Declarations of Performance are available on our website www.tarkett.com



Disclaimer : Please note that products in photos are installed for creative purposes and not according to technical specifications. Please refer to Tarkett installation instructions for guidance.

